


Comment connaître votre tour de doigt ?


Posez une de vos bagues sur un cercle.

Quand le trait du cercle touche l'intérieur de votre bague, notez le numero correspondant. C'est votre taille de doigt.


BAGUIER




46




47




48




49




50



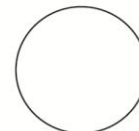
51




52




53




54




55




56




57



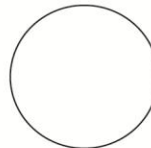
58



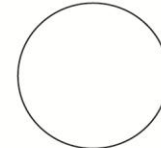
59




60




61




62




64



66



68



70



Vérifiez l'échelle, pour que le baguier soit juste.